

# KOMTECH

## Connector Panels




Image: By courtesy of Interstuhl Büromöbel GmbH & Co. KG  
Unauthorized use is not allowed.

On the following pages you receive an insight about the multifaced design and application possibilities of our connector panels.

- Noble standard or design profile
- Discreetly integrated in the table or above
- Simple media control or all-round talent

KOMTECH desk connector panels always promise you a noble design in your meeting rooms and will convince you with their high-quality processing and individual design.

Extensive possibilities of application and function combined with a multifaced choice of surface designs leaves hardly nothing to be desired.



## WinPlan2

### Module planning software for Windows XP / Vista

The module planning software WinPlan2 offers you the possibility to design and create connector panels and free definable connector plates on your own PC.

Assamble free connector plates with elements, TE module bearings, borings and engravings. Choose your optional RAL color surface.

You can print, import and export your project datas.

A mounting list and list of items view will help you to choose the right modules for your personalized desk connector panel or switch frame.

The list of items view is optional available with price calculation. So you can directly see, what's the price of your product.

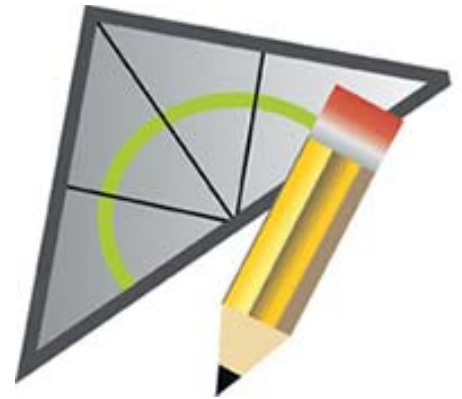
Your project items can be saved as \*.bmp or \*.jpg files for further use.

The order will be processed via the integrated email dispatch.

Futher WinPlan2 has a filter and search function, an automatic software update and is multilingual (German, English,...) available.

You can find **WinPlan2** on our homepage [www.komtech.de](http://www.komtech.de) / „**Connector Panels**“. Please click „**Download from Komtech-Server**“ and follow the instructions!

You have problems??? - Give us a call! Our sales associates are gladly to help you!



### Important information for Windows Vista user:

KOMTECH **WinPlan2** has to be executed as administator at Microsoft Windows Vista / Microsoft Windows 7.

Please follow step by step:

- Install program
- Right klick on file "**WP2.exe**" in the installation path
- Left klick on "**Characteristics**"
- Klick "**Compatibility**"
- Check mark at "**Execute program as administrator**"
- "**Transfer**" and "**OK**" - **Finish!**

## AF-TA Standard

**The beginning ► KOMTECH AF-TA Standard Series**

Standardly equipped with the surface Aluminium HQ Structure with Superb Resistance Eloxal, two Schuko power sockets and 2m power cable, these connector panels provides a lot of room for cables and/or power supplies.

The cables are run via the integrated brush strip out of the connector panel.

There is no tangle of cables on the table.



### Options:

Optionally we can mount the connector panel and label it according to your needs.

The connector panels can be equipped to your choice from the KOMTECH module range - also by you personally! With our project planning software **WinPlan 2**.

### AF-TA Standard 24TE

with two Schuko power sockets and 2m power cable

Dimensions:

- W x D 300mm x 200mm
- Installation depth 108mm
- Installation cut out 280mm x 180mm

Type	Item No.
AF-TA 24TE aluminium HQ Structure	06006750
AF-TA mounting & labeling flat rate 24TE	06006552
AF-TA boring template 24TE	06006667

### AF-TA Standard 40TE

with two Schuko power sockets and 2m power cable

Dimensions:

- W x D 380mm x 200mm
- Installation depth 108mm

Type	Item No.
AF-TA 40TE aluminium HQ Structure	06006591
AF-TA mounting & labeling flat rate 40TE	06006557
AF-TA boring template 40TE	06006668

## AF-TA Sky KCC S6

### Little brother of TA Skytower

High-class mounting and individual design are identifying features of KOMTECH. Features which you can find also at this desk connector panel.

Sky KCC-S6 is for embedding into the table.  
The cover can be fold-in inside of the connector panel.


In closed status the Sky KCC-S6 has a three-sided cable output.

You have the choice between following cable connectors:

- solderable
- pluggable
- with convert cables



AF-TA Sky KCC-S6  
cover and frame with standard surface black powdered



AF-TA Sky KCC-S6 with standard surface black powdered  
Inside view with sample mounting and fold-in cover

In function and application there are multifaceted possibilities.  
But the cloud is the fantastic cable solution inside the table.

The Sky KCC-S6 is individual mountable.  
Our sales team will also be pleased to offer personal assistance.  
Or create it on your own! - With our *WinPlan2* software, which you can find on [www.komtech.de/downloads](http://www.komtech.de/downloads).

The standard surface of cover and frame is black powdered, but design and construction leaves hardly nothing to be desired in customers request.

Choose between:

- Aluminium HQ Structure with Superb Resistance Eloxal
- Anodized black
- Liquid painted in RAL colour
- Further possibilities on request!

### Technical Data

Outer dimension (frame)	180mm x 180mm
Inside dimension (Size of the connector plate)	136mm x 114mm
Installation high (total high)	170mm
Operating temperature	15 - 45°C

Type	Item No.
AF-TA Sky KCC-S6, black powdered design	06006725
Option AF-TA frame & cover Aluminium HQ Structure	06006615
Option power socket black Type E - France (per piece)	06006730
Option power socket black Type J - CH (per piece)	06006731
Option power socket black Type G - GB (per piece)	06006732
Option power socket black Type B - USA (per piece)	06006733

## AF-TA Net Tower

The KOMTECH AF-TA Net Tower is a stand-alone connector panel. Standard configuration possesses about an one- or two-sided mounting. Optional an input from all four sides is available.

This connector panel is mobile and has a robust construction. It can be placed in every 60mm / 80mm cable feedthrough of a standard bureau desk (see pictures below). A further table is attachable smoothly.

All cables are managed inside of the connector panel leg down to the feet. Outside they are integrated in a braided hose.



Net Tower in a 60mm cable feedthrough with customized mounting



Net Tower painted black (customized mounting)

### Technical Data

Dimensions (W x H x D)	25cm x 83,5cm x 25cm
Power supply	230V/50Hz
Connectors	Standard or based on mounting
Operating temperature	5 – 45°C

Colour	RAL 9005
Size of feet	50x50mm
Maximum high of table	75cm

### Connectors (Standard)

Number of power sockets	4 Type Schuko
Length of connector cable	3m
Number of Catx connectors	4 Typ Cat5e
Length of connector cable	3m

### Further options

Other connector types (z. B. VGA, HDMI, Audio, LAN, etc.) and cable length on request  
International power supply available on request



Net Tower in customized mounting

Type	Item No.
AF-TA Net-Tower	06006715
Option power socket black Type E - France (1 piece)	06006730
Option power socket black Type J - CH (1 piece)	06006731
Option power socket black Type G - GB (1 piece)	06006732
Option power socket black Type B - USA (1 piece)	06006733





Picture: Design-Profil with customized mounting

## Design Profil

**The „take away“  
connector panel!**

The desk connector panels in design-profil are specifically developed for application in alternating environments. They are either mountable with a few easy steps by a special clamp fastening or flexible by a hook-and-loop tape from one table to an other.

Because of these mobility a multifunctional application as connector panel, e. g. in conference rooms, in hotel rooms or seminar rooms is also possible as in schools and universities or directly and simple at your desk.

As a matter of course the system is also suitable for fixed installation when a fitting solution is not eligible.

- Vantages:**
- Mobile
  - Flexible
  - Multifaceted design possibilities

WJust like all other products we pay attention to a high-quality manufacturing. Another important aspect is the individual design.

The design-profiles are available by default in three different sizes, in each case in Aluminium HQ Structure with Superb Resistance Eloxal or black.

Front plate and side frames are adjustable on your individual wishes. That applies also too mounting and labelling. Furthermore the design-profil is extendable with our PI/O control system.



Do you have any questions? Our sales team will be glad to help you!

## Design Profil

### Desk Connector Panel DP-230

#### Dimensions:

- W x H x D: 240mm x 115mm x 76mm

#### Standard connectors:

- 2x Schuko power socket
- 2x VGA female
- 2x 3,5mm jack plug female 3pin (Stereo)
- 2x RJ45 female / LAN
- 2,5m network cable
- All connections are made with 2,5m cable and plug.



DP-230 with mounting example (inter alia with PI/O Media Control)

### Desk Connector Panel DP-380

#### Dimensions:

- W x H x D: 390mm x 115mm x 76mm

#### Standard connectors:

- 4x Schuko power socket
- 2x VGA female
- 2x 3,5mm jack plug female 3pin (Stereo)
- 4x RJ45 female / LAN
- 1x USB-A female
- 2,5m network cable
- All connections are made with 2,5m cable and plug.



Clamp fastening 50mm



All cables neatly summarized in braided sleeving.

#### Technical Data AF-TA clamp fastening:

- Short: Dimensions 50mm  
W x H x D: 20mm x 60mm x 60mm
- Long: Dimensions 80mm  
W x H x D: 20mm x 90mm x 60mm

The AF-DP is also available in the EasyConnect version. More information under [www.komtech.de](http://www.komtech.de)





## AF-UTA 230V

### Under-Table-Connector Panel wit 2m power cable

Invisible installation under the table top guarantees the compact mounted under table connector panels.

You have the choice between:

- customized fixed mounted
- modular mounting



The frontplate is free configurable. Mounting of external modules is possible. Cable connection is alternatively solderable, pluggable or with convert cable. 24TE is standard. Different surface designs and 2x 230V power sockets are available. Optionally the signals could be conduct to the backside of the units.

#### AF-UTA 230V 24TE

- Dimensions Width: 269mm  
Height: 61mm  
Depth: 155mm

More under table connector panels are optionally available:

#### AF-UTA 230V 12TE Hybrid

- Dimensions Width: 269mm  
Height: 61mm  
Depth: 155mm

This AF-UTA is optional available as standard or with different mounting. Against the two power sockets the 12TE Hybrid has a Cat5e feedthrough, a VGA female feedthrough, a 3,5mm jack plug feedthrough, a USB-A female feedthrough.

Optional:

- additionally 12 TE room for modular mounting (not included in basic price)

#### AF-UTA 36TE

- Dimensions Width: 227mm  
Height: 40mm  
Depth: 152mm

Room for 36TE on front- and backside offers this UTA in each case. Intended for use without mains supply. Power sockets can't be integrated.

#### Technical Data UTA 230V

Power supply	230V/50Hz
Connectors	depending on mounting
ambient temperature	5-45°C

#### Features

##### Standard

Number of power sockets	2
Room	24TE

##### Max. Configurability

Max. number of power sockets	4
Max. number of modules	40TE
	by non-/partially modular mounting more connectors possible

Type	Item No.
AF-UTA 230V 24TE	06006689
AF-UTA 230V 12TE Hybrid (Basic)	06006692
AF-UTA 36TE	06006525

## Tischbox

with two screwing clamps and 3m power cable inclusive

The desk box, which is also suitable for wall mounting, is available in three standard sizes. With customized gravure and mounting. Special sizes are optional deliverable.

The desk box could be customized engraved and mounted with modules and cables from our range.

To prevent cable salad all cables are combined in one braided hose.

It doesn't matter in which country do you want to assemble the desk box. There is a wide stock of power sockets of different countries available!

Furthermore the desk box could be optional mounted with our PI/O control system.



Desk box 24TE with two power sockets and customized mounting



Desk box 20TE with one power socket without mounting

**Following standard sizes are available:**

- **Desk box 20TE**

Dimensions (WxHxD) 171mm x 85mm x 145mm with one power socket

- **Desk box 24TE**

Dimensions (WxHxD) 246mm x 85mm x 145mm with two power sockets

- **Desk box 40TE**

Dimensions (WxHxD) 327mm x 85mm x 145mm with two power sockets

Type	Item No.
AF desk box 20TE	06006537
AF desk box 24TE	06006566
AF desk box 40TE	06006565
M&B fee 20TE	06006563
M&B fee 24TE	06006552
M&B fee 40TE	06006557
AF-TA customized gravure	06006645

## Desk connector panel USB Hub

with 1,5m USB and 2x audio cable

You are searching for a small and unvisible possibility to connect USB units directly at your desk?

- Here is our USB Hub 3Port Desk 60 with 2x3,5mm.

The surface of the USB Hub is Aluminium HQ Structure with Superb Resistance Eloxal. It has a diameter of 90mm (mounting Ø 60mm), three USB-A Ports and two 3,5mm mini jacks to connect a headset.

A data transfer of up to 480Mbps is possible.  
The USB Hub is supported by Windows and MacOS.



USB Hub, side view with cable

### Technical Data

#### USB 2.0 Hub

For installation in desk cable feedthroughs

- USB-A plug > 3x USB-A jack
- with 2x 3,5mm audio jack to connect a headset
- up to 480 Mbps data transfer
- incl. 1,5m USB cable and audio cable (2x 3,5mm)
- supported by Windows and MacOS

Installation dimension                      Ø 60mm

## Motorized Cable Retractor

The KOMTECH motorized cable retractor managed the connector cables where they are needed. With the help of an unique cable guide the cable can be pulled out easily up to 70cm.

Because of its electromechanical design the cable will be removed automatically with constant power after use by touching an button with constant power. Same quality for more than 1000 uses.


When the cable is moved back to its basic position a watchdog unit looks if there is anything that handicaps the cable.

The cable retractor is an perfect complement for KOMTECH connector panels.

**Installation options: horizontal or vertical.**

Cables for following signals be supported:

- VGA
- Audio
- HDMI
- CATx
- Display Port
- USB 2.0
- DVI



Picture:  
Top view of cable tray  
with VGA cable

The foundation is an universal cassette without cables. Cable configuration is optional of customers request.

### NOTE:

**For each cable an own cable box is required!**

### Technical data

Dimensions cable cassette (LxHxB)	660mm x 125mm x 42mm
Weight	4kg
Power connection	12V DC / 1A

### Accessories

Connector for button or external control  
Mounting brackets  
External power supply ( optional)

Picture:  
Mounting bracket for  
vertical mounting



Picture:  
Mounting bracket for  
horizontal mounting

## KOMTECH Manual Cable Retractor

From now on our cable retractor is also available in the manual version.

Here, the cable can be pulled by hand up to 70cm and stopped with a slight "jerk" in the desired position or recovered. **Only vertical installation possible!**

Again, a separate cable box is required for each cable!

The cable assembly is optional on customer request.

The mounting brackets are included in delivery.



Example:  
Desk connector panel T-300 with customized cable configuration, push buttons in stainless steel optics and two Schuko power socketw.  
The motorized cable retractor disappears unvisibly behind the connector panel and under the table.



Picture:  
Mounting bracket  
90°

**You have questions?**

**Or other different, individual ideas?**

► **Our sales team will be pleased to help you!**

Type	Item No.
AF-Z motorized cable retractor	06004000
AF-Z Mounting set cable deflection 90°	06004003
Power supply A for motorized cable retractor (for up to 2 cassettes)	06004001
Power supply B for motorized cable retractor (for up to 4 cassettes)	06004002

## Connector panels for light switch frames

KOMTECH offers module carriers for all common light switch frames. That way you can integrate up to 8TE on one carrier. The manufacturing of aluminium makes it a long-living product with a high quality surface. Custom requests may be consider anytime.



The range of light switch frames of all manufactures is growing constantly. To be able to combine as many connectors in one switch frame as possible we offer spezial fixed mounted forms for some programs. These are mounted non-modular, but they offers the option to mount up to 6 different female connectors on a small space.

## Modular mounting - multifaceted options



Examples - modules not includes in delivery



## Standard configurations for light switch frames




Depending on connector type the module may be delivered backside in following versions:

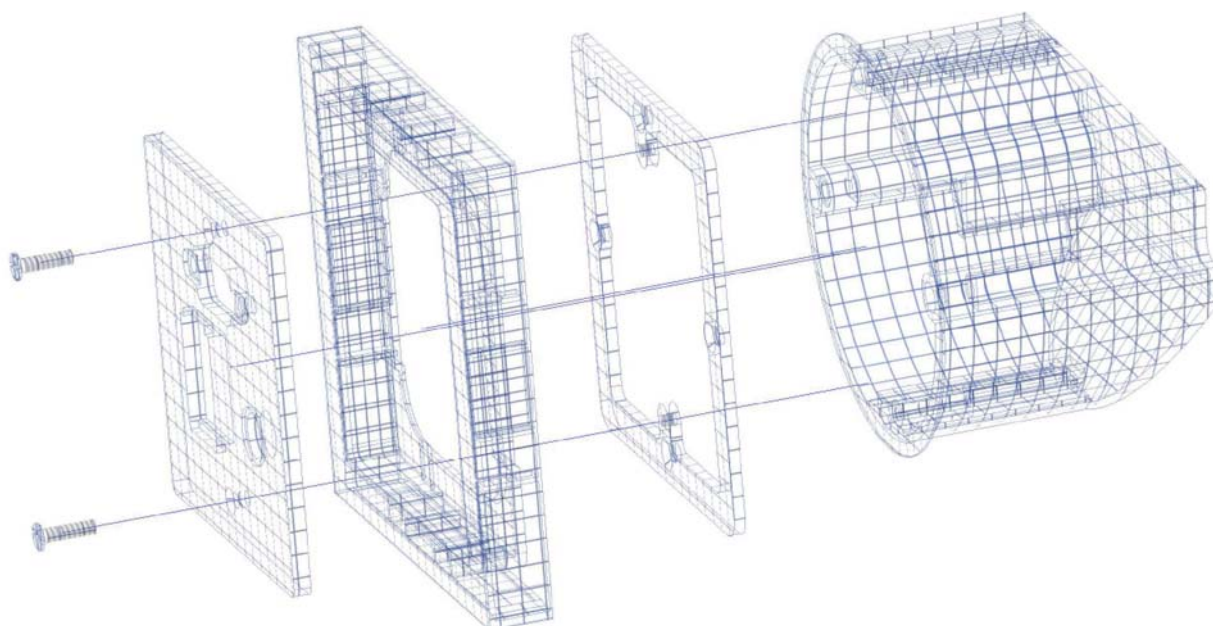
- solderable
- pluggable
- with a connector cable and a corresponding mating connector

**Other modules or customized solutions available on request.  
Contact us for your individual solution.**



Typ	Art.-Nr.
AF-S UP-Berker Arsys	06006620
AF-S UP Berker B3	06006680
AF-S UP Berker B7	06006681
AF-S UP-Berker K1	06006586
AF-S UP-Berker Modul 2 weiß	06006676
AF-S UP-Berker S1	06006587
AF-S UP-Berker Twinpoint	06006682
AF-S UP-Busch-Jäger Alpha Nea	06006582
AF-S UP-Busch-Jäger SI	06006581
AF-S UP-Busch-Jäger Linear	06006579
AF-S UP-Busch-Jäger Future Linear	06006621
AF-S UP-Gira Esprit	06006593
AF-S UP-Gira Event	06006618
AF-S UP-Gira S-Color	06006622
AF-S UP-Gira Standard 55	06006583
AF-S UP-Jung AS 500	06006683
AF-S UP-Jung CD 500	06006584
AF-S UP-Jung Edelstahl	06006689
AF-S UP-Jung LS 990	06006585
AF-S UP-Jung LS Plus	06006684
AF-S UP-Legrand Struktura Kristall	06006594
AF-S UP-Legrand CREO	06006688
AF-S UP-Merten Atelier	06006573
AF-S UP-Merten M ARC	06006577
AF-S UP-Merten M Echtglas	06006574
AF-S UP-Merten M Plan	06006578
AF-S UP-Merten M 1	06006576
AF-S UP-Merten Panzer	06006685
AF-S UP-Siemens Delta Line	06006599
AF-S UP-Siemens Delta Miro Glas	06006597
AF-S UP-Siemens Delta Vita	06006598
AF-S UP-Schalterdose 2x8TE	06006539
AF-S UP-Schalterdose 8TE	06006528

 **You can not find YOUR switch frame program?**  
**Contact our sales associates !**



## Connector Panels for Floorpods & „FLEX“ - the ex-tank solution

The floor pod is an essential element in every bureau or conference room.

The „FLEX“ floor pods without tank offer a lot of space for different modules, which can choose free from the KOMTECH module program. They have the advantage to have a lot of room even for long feedthroughs. Cables can be mounted directly on a mounting plate in a „FLEX“ floor pod.

The floor pod tanks are sourced exclusively from renowned manufacturers such as:

- Ackermann
- OBO-Bettermann
- Electraplan
- Kleinhuis
- VanGeel

On request, we also supply PUK.

► Prepare yourself your own individual floor pod!  
With **WinPlan 2**, which you can find on our homepage!



Picture:  
customized  
mounting



Type	Item No.
AF-BT FLEX Ackermann GES9B/GB3 36TE	06006625
AF-TA mounting & labeling flat charge 36TE	06006550

Type	Item No.
AF-BT Ackermann GES9B/GB3 16TE	06006595
AF-TA mounting & labeling flat charge 16TE	06006564

Type	Item No.
AF-BT FLEX Electraplan GB3/GBR3 36TE	06006455
AF-TA mounting & labeling flat charge 36TE	06006550

Type	Item No.
AF-BT FLEX Electraplan GBV4 36TE	06006456
AF-TA mounting & labeling flat charge 36TE	06006550

Type	Item No.
AF-BT Electraplan GB2-Becher	06006513
AF-TA mounting & labeling flat charge 28TE	06006551

Type	Item No.
AF-BT Kleinhuis Becher 3x12TE	06006516
AF-TA mounting & labeling flat charge 36TE	06006550

## VGA interface for floor pod mounting

- Bandwidth 500MHz
- Integrated power supply
- With active audio balancing unit
- RGB amplification, Sync converter, H-Shift and audio level outside adjustable
- Floor pod cover also closeable by fixed connector cables
- Delivery inclusive 1x connector cable 15pin HD male/male 2m and adapter cable 15pin HD male on 5xBNC coupling



### Technical Data

Dimensions (B x H x T)	73mm x 55mm x 80mm
Power supply	230V/50Hz; Fuse 50mA
Connectors	15pin HD female; 3,5mm stereo plug female, Phoenix female
Ambient temperature	5 - 45°C

### Audio

#### Volume

Level	-6dB/+10dB max. Level (v=1)/THD<0,2%/1KHz
Last 100kR	+16dBu
Last 600R	+15dBu
Nominal	+6dBu
THD+N	0,02%/1KHz/600R
THD+N	0,02%/10KHz/600R

### Noise

UWTD (22-22KHz)	≤94bBq
WTD	≤88bBq

### Crosstalk

100Hz	-68dB
1KHz	-68dB
10KHz	-66dB

### Frequency response

35Hz - 35MHz	±0,5dB
--------------	--------

### Input

Input impedance	≥33KΩ
-----------------	-------

### Output

Output impedance	≤80KΩ
------------------	-------

**Minimum order quantity  
- 25 units -**

Type	Item No.
AF-BT VGA-Interface floor pod	06000890

## Equipment for floor pods



### Connector panel extension 12TE for VGA-Interface mounting frame (Art.-Nr. 06000871)

- makes mounting of additional connector panel moduls with max.12TE width possible
- (unsuitable for GESB/GB2)

Type	Item No.
AF-BT extension 12TE Interface	06000877

## Equipment for floor pods



### Mounting frame for VGA-Interface, suitable instead of a cup

- Ackermann GES9B/GB3
- Electraplan GB3

Type	Item No.
AF-BT mounting frame instead of GES9B/GB3	06000871



### Mounting frame for VGA-Interface, suitable instead of a cup

- Ackermann GESB/GB2

Type	Item No.
AF-BT mounting frame instead of GESB/GB2	06000872



### Mounting frame for VGA-Interface, suitable instead of a cup


- Ackermann GES9B/GB3
- Electraplan GB3

Type	Item No.
AF-BT mounting frame instead of Kleinhuis	06000876

## Connector panels for cable channels

### Cable channel connector panel

Other lengths and configurations deliverable.  
(e.g. with power sockets)



Type	Item No.
AF-W 24TE wall channel	06006509
Mounting & Labeling flat charge 24TE	06006552
AF-W 28TE wall channel	06006524
Mounting & Labeling flat charge 28TE	06006551
AF-W 32TE wall channel	06006545
Mounting & Labeling flat charge 32TE	06006562
AF-W 36TE wall channel	06006533
Mounting & Labeling flat charge 36TE	06006550
AF-W 48TE wall channel	06006507
Mounting & Labeling flat charge 48TE	06006558
AF-19" 1HE 84TE	06006506
Mounting & Labeling flat charge 84TE	06006555
AF-W 2x24TE wall channel	06006503
Mounting & Labeling flat charge 2x24TE	06006553
AF-W 2x32TE wall channel	06006538
Mounting & Labeling flat charge 2x32TE	06006556
AF-W 2x48TE wall channel	06006504
Mounting & Labeling flat charge 2x48TE	06006554

### Slanted wall connector panel

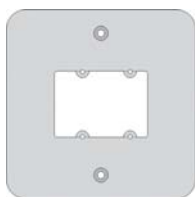
Connector panel people like to obstruct in the wall channel.  
Because of the slant the plugs don't apply. In addition, the slant offers a breaking off protection and you can't get caught on it.



Type	Item No.
AF-W 8TE wall channel slanted	06006540
Mounting & Labeling flat charge 8TE	06006559
AF-W 20TE wall channel slanted	06006541
Mounting & Labeling flat charge 20TE	06006563
AF-W 28TE wall channel slanted	06006542
Mounting & Labeling flat charge 28TE	06006551

### Connector panel for in-wall socket

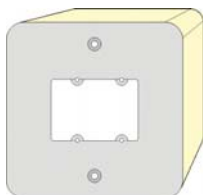
The classic connecting way for in-wall sockets.



Type	Item No.
AF-S in-wall socket 8TE	06006528
Mounting & Labeling flat charge 8TE	06006559
AF-S in-wall socket 2x8TE	06006539
Mounting & Labeling flat charge 16TE	06006564

### Connector panel for external wall boxes

Delivery inclusive external wall frames



Typ	Art.-Nr.
AF-W external wall box 8TE	06006547
M&B Pauschale 8TE	06006559
AF-W external wall box 2x8TE	06006539
M&B Pauschale 16TE	06006564
AF-W external wall box 2x32TE	06006511
AF-W in-wall box 2x32TE	06006546
M&B Pauschale 2x32TE	06006556

**KOMTECH Kommunikationstechnik GmbH**  
**Straßheimer Str. 45**  
**61169 Friedberg / Hessen**  
**Deutschland**  
**Fon 0049 (0) 60 31 / 79 47 - 0**  
**Fax 0049 (0) 60 31 / 79 47 - 47**  
**Mail [info@komtech.de](mailto:info@komtech.de)**  
**Web [www.komtech.de](http://www.komtech.de)**

---