

INNOVATE

The Future of Projection

Multimedia Projectors























Quick Guide 2011

www.hitachidigitalmedia.com

HITACHI
Inspire the Next

	Education							Installation				Professional Series																																																																																										
	ED-X26	ED-X50/ED-X52	ED-X45N	ED-D10N	ED-A101/ED-A111	ED-AW100N/ED-AW110N	ED-A220NM	CP-X608**	CP-SX635**	CP-X809**	CP-WUX645N	CP-X1000*	CP-WX11000*	CP-SX12000*																																																																																								
Resolution	XGA (1024 x 768)	XGA (1024 x 768)	XGA (1024 x 768)	XGA (1024 x 768)	XGA (1024 x 768)	WXGA (1280 x 800)	XGA (1024 x 768)	SXGA+ (1400 x 1050)	XGA (1024 x 768)	WXGA (1920 x 1200)	XGA (1024 x 768)	WXGA (1366 x 800)	SXGA+ (1400 x 1050)																																																																																									
Brightness (ANSI Lumens)	2200 (Bright Mode) 1500 (Normal Mode)	2200 (Bright Mode) 1500 (Normal Mode)	2200 (Bright Mode) 1500 (Normal Mode)	2000 (Bright Mode) 1500 (Normal Mode)	2000 (Bright Mode) 1500 (Normal Mode)	2000 (Bright Mode) 1500 (Normal Mode)	2000 (Bright Mode) 1500 (Normal Mode)	4000 (Normal Mode) 3200 (Eco Mode)	4000 (Normal Mode) 4000 (Eco Mode)	4200 (Normal Mode) 3360 (Eco Mode)	7500 (Normal Mode) 6000 (Eco Mode)	6500 (Normal Mode) 5200 (Eco Mode)	7000 (Normal Mode) 5600 (Eco Mode)																																																																																									
Liquid Crystal Panel Structure	0.63" P-Si TFT x 3	0.63" P-Si TFT x 3	0.63" P-Si TFT x 3	0.55" P-Si TFT x 3	0.63" P-Si TFT x 3	0.59" P-Si TFT x 3	0.63" P-Si TFT x 3	0.79" P-Si TFT x 3	0.79" P-Si TFT x 3	0.79" P-Si TFT x 3	0.76" P-Si TFT x3	1.3"	1.22"	1.3"																																																																																								
Contrast Ratio	500:1	500:1	500:1	500:1	500:1	500:1	500:1	1000:1	1000:1	1000:1	1000:1	2500:1	2500:1	2500:1																																																																																								
Noise	35dB (Bright)/28dB (Normal)	35dB (Bright)/28dB (Normal)	36dB (Bright)/29dB (Normal)	36dB (Bright)/28dB (Normal)	33dB (Bright)/28dB (Normal)	36dB (Bright)/28dB (Normal)	35dB (Bright)/29dB (Normal)	35dB (Normal)/29dB (Eco)	35dB (Normal)/29dB (Eco)	35dB (Normal)/29dB (Eco)	35dB (Normal)/29dB (Eco)	39dB (Normal)/32dB (Eco)	39dB (Normal)/32dB (Eco)	39dB (Normal)/32dB (Eco)																																																																																								
Lamp Life (Hours)	3000 (Bright)/4000 (Normal)	3000 (Bright)/4000 (Normal)	3000 (Bright)/6000 (Normal)	3000 (Bright)/4000 (Normal)	3000 (Bright)/4000 (Normal)	3000 (Bright)/4000 (Normal)	3000 (Bright)/5000 (Normal)	2000 (Normal)/3000 (Eco)	2000 (Normal)/4000 (Eco)	3000 (Normal)/4000 (Eco)	2000 (Normal)/3000 (Eco)	3000 (Normal)/4000 (Eco)	3000 (Normal)/4000 (Eco)	3000 (Normal)/4000 (Eco)																																																																																								
Frequency - FH (kHz)/IV (Hz)	31.5-106/56-120	31.5-106/56-120	31.5-106/56-120	31.5-106/56-120	31.5-106/56-120	31.5-106/56-120	31.5-106/56-120	31.5-106/56-120	31.5-106/56-120	31.5-106/56-120	31.5-106/56-120	31.5-106/56-120	31.5-106/56-120	31.5-106/56-120																																																																																								
Display Size	30-300" (76-762cm)	30-300" (76-762cm)	30-300" (76-762cm)	60-100" (152-254cm)	60-100" (152-254cm)	60-100" (152-254cm)	60-100" (152-254cm)	30-350" (76-889cm)	30-350" (76-889cm)	30-350" (76-889cm)	30-350" (76-889cm)	40-700" (102-1,778cm)	40-700" (102-1,778cm)	40-700" (102-1,778cm)																																																																																								
Throw Distance	0.8-10.5m (60" @ 1.8m)	0.9-10.7m (60" @ 1.8m)	0.9-10.7m (60" @ 1.8m)	0.68-1.17m (80" @ 93cm)	0.42-0.75m (60" @ 42cm)	0.59-1.27m (80" @ 82cm)	0.37-0.63m (80" @ 50cm)	0.9-13.0m (60" @ 1.8m)	0.9-13.0m (60" @ 1.8m)	0.9-13.0m (60" @ 1.8m)	0.9-22.3m (60" @ 1.9m)	100" Screen: 1.0-18.8m (depending on lens)	100" Screen: 1.0-18.8m (depending on lens)	100" Screen: 1.0-18.8m (depending on lens)																																																																																								
Lens	Manual Focus, Manual Zoom x 1.2	Manual Focus, Manual Zoom x 1.2	Manual Focus, Manual Zoom x 1.2	Manual Focus, Digital Zoom x 1.35	Free shaped lens & motorised free shaped mirror	Manual Focus, Digital Zoom x 1.38	Free shaped lens & motorised free shaped mirror, Digital zoom, Power focus	Installation projectors optional lens comparison table				Professional Series projectors optional lens comparison table																																																																																										
Keystone Correction	Fixed, 6:1 upward shift	Fixed, 6:1 upward shift	Fixed, 9:1 upward shift	Digital shift, Optical lens shift: 5.3: -1 fixed	Fixed, 10: -2.2 upward shift	Digital shift, Optical lens shift: 5: -1 fixed	Fixed, 6:1, -1 upward shift	<table border="1"> <thead> <tr> <th>Lens name</th> <th>Standard (NL-600)</th> <th>Fixed Short (FL-601)</th> <th>Short Throw (SL-602)</th> <th>Long Throw (LL-603)</th> <th>Ultra Long Throw (UL-604)</th> </tr> </thead> <tbody> <tr> <td>F no.</td> <td>1.7 (W), 2.1 (T)</td> <td>2.3 (W)</td> <td>1.9 (W), 2.6 (T)</td> <td>2.1 (W), 2.9 (T)</td> <td>2.2 (W), 3.1 (T)</td> </tr> <tr> <td>Focal length (mm)</td> <td>24 (W), 29 (T)</td> <td>13 (W)</td> <td>20 (W), 32 (T)</td> <td>32 (W), 63 (T)</td> <td>63 (W), 117 (T)</td> </tr> <tr> <td>Zoom ratio</td> <td>1:1.2</td> <td>-</td> <td>1:1.6</td> <td>1:2.0</td> <td>1:1.9</td> </tr> <tr> <td>Keystone correction</td> <td>9:1</td> <td>1:1</td> <td>10:0</td> <td>10:0</td> <td>10:0</td> </tr> <tr> <td>Focus range (m)</td> <td>0.9-10.8 (W), 1.1-13.0 (T)</td> <td>0.6-5.7 (W)</td> <td>1.0-8.9 (W), 1.6-14.2 (T)</td> <td>1.5-20.4 (W), 3.1-40.1 (T)</td> <td>2.3-40.7 (W), 4.4-76.2 (T)</td> </tr> <tr> <td>Image distance (m) @ 100"</td> <td>3.0-3.7</td> <td>1.6</td> <td>2.5-4.0</td> <td>4.0-7.9</td> <td>7.9-15.1</td> </tr> <tr> <td>Distance to screen width ratio (1)</td> <td>1.5 (W), 1.8 (T)</td> <td>0.8 (W)</td> <td>1.2 (W), 2.0 (T)</td> <td>2.0 (W), 3.9 (T)</td> <td>3.9 (W), 7.4 (T)</td> </tr> </tbody> </table>				Lens name	Standard (NL-600)	Fixed Short (FL-601)	Short Throw (SL-602)	Long Throw (LL-603)	Ultra Long Throw (UL-604)	F no.	1.7 (W), 2.1 (T)	2.3 (W)	1.9 (W), 2.6 (T)	2.1 (W), 2.9 (T)	2.2 (W), 3.1 (T)	Focal length (mm)	24 (W), 29 (T)	13 (W)	20 (W), 32 (T)	32 (W), 63 (T)	63 (W), 117 (T)	Zoom ratio	1:1.2	-	1:1.6	1:2.0	1:1.9	Keystone correction	9:1	1:1	10:0	10:0	10:0	Focus range (m)	0.9-10.8 (W), 1.1-13.0 (T)	0.6-5.7 (W)	1.0-8.9 (W), 1.6-14.2 (T)	1.5-20.4 (W), 3.1-40.1 (T)	2.3-40.7 (W), 4.4-76.2 (T)	Image distance (m) @ 100"	3.0-3.7	1.6	2.5-4.0	4.0-7.9	7.9-15.1	Distance to screen width ratio (1)	1.5 (W), 1.8 (T)	0.8 (W)	1.2 (W), 2.0 (T)	2.0 (W), 3.9 (T)	3.9 (W), 7.4 (T)	<table border="1"> <thead> <tr> <th>Lens name</th> <th>SD-800</th> <th>USL-801</th> <th>SL-802</th> <th>SL-803</th> <th>SD-804</th> <th>LL-805</th> <th>UL-806</th> </tr> </thead> <tbody> <tr> <td>Zoom ratio</td> <td>1:1.3</td> <td>1:1.2</td> <td>1:1.2</td> <td>1:1.5</td> <td>1:1.3</td> <td>1:1.8</td> <td>1:1.8</td> </tr> <tr> <td>Keystone correction</td> <td>Up to X/SK+ 10.0-0.0 Down WX 4.6:1 - 14.6 Left X/SK+ 4.5:1 - 14.5 Right WX 5.8:1 - 15.8</td> <td>1:1</td> <td>1:1</td> <td>1:1</td> <td>3.7:1 - 13.7</td> <td>2.3:1 - 12.3</td> <td>1.8:1 - 11.8</td> </tr> <tr> <td>Image distance (m) @ 100"</td> <td>3.7-4.7</td> <td>1.0-1.2</td> <td>2.5-3.0</td> <td>3.0-4.4</td> <td>4.4-5.8</td> <td>5.7-10.7</td> <td>10.2-18.8</td> </tr> <tr> <td>Distance to screen width ratio (1)</td> <td>1.8(W), 2.0(T)</td> <td>0.5(W), 0.6(T)</td> <td>1.2(W), 1.5(T)</td> <td>1.5(W), 2.1(T)</td> <td>2.2(W), 2.9(T)</td> <td>2.8(W), 5.2(T)</td> <td>5.0(W), 9.2(T)</td> </tr> </tbody> </table>			Lens name	SD-800	USL-801	SL-802	SL-803	SD-804	LL-805	UL-806	Zoom ratio	1:1.3	1:1.2	1:1.2	1:1.5	1:1.3	1:1.8	1:1.8	Keystone correction	Up to X/SK+ 10.0-0.0 Down WX 4.6:1 - 14.6 Left X/SK+ 4.5:1 - 14.5 Right WX 5.8:1 - 15.8	1:1	1:1	1:1	3.7:1 - 13.7	2.3:1 - 12.3	1.8:1 - 11.8	Image distance (m) @ 100"	3.7-4.7	1.0-1.2	2.5-3.0	3.0-4.4	4.4-5.8	5.7-10.7	10.2-18.8	Distance to screen width ratio (1)	1.8(W), 2.0(T)	0.5(W), 0.6(T)	1.2(W), 1.5(T)	1.5(W), 2.1(T)	2.2(W), 2.9(T)	2.8(W), 5.2(T)	5.0(W), 9.2(T)
Lens name	Standard (NL-600)	Fixed Short (FL-601)	Short Throw (SL-602)	Long Throw (LL-603)	Ultra Long Throw (UL-604)																																																																																																	
F no.	1.7 (W), 2.1 (T)	2.3 (W)	1.9 (W), 2.6 (T)	2.1 (W), 2.9 (T)	2.2 (W), 3.1 (T)																																																																																																	
Focal length (mm)	24 (W), 29 (T)	13 (W)	20 (W), 32 (T)	32 (W), 63 (T)	63 (W), 117 (T)																																																																																																	
Zoom ratio	1:1.2	-	1:1.6	1:2.0	1:1.9																																																																																																	
Keystone correction	9:1	1:1	10:0	10:0	10:0																																																																																																	
Focus range (m)	0.9-10.8 (W), 1.1-13.0 (T)	0.6-5.7 (W)	1.0-8.9 (W), 1.6-14.2 (T)	1.5-20.4 (W), 3.1-40.1 (T)	2.3-40.7 (W), 4.4-76.2 (T)																																																																																																	
Image distance (m) @ 100"	3.0-3.7	1.6	2.5-4.0	4.0-7.9	7.9-15.1																																																																																																	
Distance to screen width ratio (1)	1.5 (W), 1.8 (T)	0.8 (W)	1.2 (W), 2.0 (T)	2.0 (W), 3.9 (T)	3.9 (W), 7.4 (T)																																																																																																	
Lens name	SD-800	USL-801	SL-802	SL-803	SD-804	LL-805	UL-806																																																																																															
Zoom ratio	1:1.3	1:1.2	1:1.2	1:1.5	1:1.3	1:1.8	1:1.8																																																																																															
Keystone correction	Up to X/SK+ 10.0-0.0 Down WX 4.6:1 - 14.6 Left X/SK+ 4.5:1 - 14.5 Right WX 5.8:1 - 15.8	1:1	1:1	1:1	3.7:1 - 13.7	2.3:1 - 12.3	1.8:1 - 11.8																																																																																															
Image distance (m) @ 100"	3.7-4.7	1.0-1.2	2.5-3.0	3.0-4.4	4.4-5.8	5.7-10.7	10.2-18.8																																																																																															
Distance to screen width ratio (1)	1.8(W), 2.0(T)	0.5(W), 0.6(T)	1.2(W), 1.5(T)	1.5(W), 2.1(T)	2.2(W), 2.9(T)	2.8(W), 5.2(T)	5.0(W), 9.2(T)																																																																																															
Distance to Width Ratio (1)	1.5 (Wide), 1.8 (Tele)	1.5 (Wide), 1.8 (Tele)	1.5 (Wide), 1.8 (Tele)	0.56:1 (Fixed)	0.35:1 (Fixed)	0.47:1 (Fixed)	0.3:1 (Fixed)					1.5 (Wide), 2.9 (Tele)																																																																																										
Physical:																																																																																																						
Weight	2.2Kg	2.2Kg	3.5Kg	3.7Kg	5.8Kg	4.8Kg	3.8Kg	7.1Kg	7.1Kg	7.1Kg	7.2Kg	13.1Kg (without lens)	13.1Kg (without lens)	13.1Kg (without lens)																																																																																								
Dimensions (W x H x D) (excludes lens & feet)	306 x 77 x 221mm	306 x 77 x 221mm	317 x 98 x 288mm	333 x 103 x 303mm	397 x 131 x 356mm	333 x 118 x 303mm (when mirror is closed)	345 x 85 x 303mm	418 x 139 x 319mm	418 x 139 x 319mm	418 x 139 x 319mm	418 x 139 x 357mm	476 x 272 x 469mm	476 x 272 x 469mm	476 x 272 x 469mm																																																																																								
Power Consumption	270W	270W	290W	270W	340W	270W	300W	460W	460W	460W	460W	540W	540W	540W																																																																																								
Power Consumption Standby	<0.5W	<0.5W	<1W	<1W	<5W	<1W	<0.3W	<15W	<15W	<15W	<15W	<15W	<15W	<15W																																																																																								
Speakers	1W Mono	1W Mono	16W Mono	10W Mono	7W Mono	10W Mono	10W Mono	4 x 4W (2 Ch)	2 x 4W	4 x 4W SPS WOW Technology	4.0 W x 2	No	No	No																																																																																								
Security Bar	Yes	Yes	Yes	Yes	Yes	Yes	Yes	Yes	Yes	Yes	Yes	Yes	Yes	Yes																																																																																								
Filter	Urethane	Hybrid	Super Hybrid	Hybrid	Hybrid	Hybrid	Hybrid	Electrostatic	Hybrid	Hybrid	Hybrid	Super Hybrid (20,000 hours)	Super Hybrid (20,000 hours)	Super Hybrid (20,000 hours)																																																																																								
Connectors:																																																																																																						
Digital Input	No	No	1 x HDMI	1 x HDMI	No	1 x HDMI	1 x HDMI	No	1 x HDMI	1 x HDMI	1 x HDMI	1 x HDMI (Digital RGB)	1 x HDMI (Digital RGB)	1 x HDMI (Digital RGB)																																																																																								
Computer Input	1 x 15-pin Mini D-sub	2 x 15-pin Mini D-sub	2 x 15-pin Mini D-sub	2 x 15-pin Mini D-sub	2 x 15-pin Mini D-sub	2 x 15-pin Mini D-sub	2 x 15-pin Mini D-sub	2 x 15-pin Mini D-sub 1 x M1-D with HDCP Decoding	1 x 15-pin Mini D-sub 1 x BNC	1 x 15-pin Mini D-sub	1 x 15-pin Mini D-sub 1 x BNC (shared with component)	1 x 15-pin Mini D-sub 1 x BNC (shared with component)	1 x 15-pin Mini D-sub 1 x BNC (shared with component)	1 x 15-pin Mini D-sub 1 x BNC (shared with component)																																																																																								
Computer Output	1 x 15-pin Mini D-sub	1 x 15-pin Mini D-sub	1 x 15-pin Mini D-sub	1 x 15-pin Mini D-sub	1 x 15-pin D-sub	1 x 15-pin Mini D-sub	1 x 15-pin Mini D-sub	1 x 15-pin Mini D-sub	1 x 15-pin Mini D-sub	1 x 15-pin Mini D-sub	1 x 15-pin Mini D-sub	1 x 15-pin D-sub	1 x 15-pin D-sub	1 x 15-pin D-sub																																																																																								
Video Input	1 x component D-sub (shared with analogue RGB) 1 x RCA for composite 1 x S-Video	2 x component D-sub (shared with analogue RGB) 1 x RCA for composite 1 x S-Video	1 x component D-sub 1 x RCA for composite 1 x S-Video	2 x component D-sub (shared with analogue RGB) 1 x RCA for composite 1 x S-Video	1 x RCA for composite 3 x RCA for component 1 x S-Video	2 x component D-sub (shared with analogue RGB) 1 x RCA (for composite) 1 x Mini-DIN (for S-Video)	1 x RCA for composite 2 x component D-sub (shared with analogue RGB) 1 x S-Video	1 x RCA for composite 3 x RCA for component 1 x S-Video	1 x RCA for composite 3 x RCA for component 1 x S-Video	1 x RCA for composite 3 x RCA for component 1 x S-Video	1 x RCA for composite 3 x RCA for component 1 x S-Video	1 x RCA for composite 3 x RCA for component 1 x S-Video	1 x RCA for composite 1 x S-Video 1 x BNC composite 1 x BNC component 1 x component RCA	1 x RCA for composite 1 x S-Video 1 x BNC composite 1 x BNC component 1 x component RCA	1 x RCA for composite 1 x S-Video 1 x BNC composite 1 x BNC component 1 x component RCA																																																																																							
Audio Input	1 x Stereo Mini	2 x Stereo Mini	2 x Stereo Mini 1 x pair RCA (L/R) (selectable on OSD)	2 x Stereo Mini 1 x pair RCA (L/R) (selectable on OSD)	2 x Stereo Mini 1 x pair RCA (L/R) (selectable on OSD)	2 x Stereo Mini Jack 1 x pair RCA (L/R) (selectable on OSD)	2 x Stereo Mini 2 x pair RCA (L/R) 1 x Microphone Jack	2 x Stereo Mini 2 x pair RCA (L/R) (selectable on OSD)	2 x Stereo Mini 2 x pair RCA (L/R) (selectable on OSD)	2 x Stereo Mini 2 x pair RCA (L/R) (selectable on OSD)	2 x Stereo Mini 2 x pair RCA (L/R) (selectable on OSD)	No	No	No																																																																																								
Audio Output	1 x Stereo Mini	1 x Stereo Mini	1 x pair RCA (L/R)	1 x pair RCA (L/R)	1 x Stereo Mini	1 x pair RCA (L/R)	1 x Stereo Mini	1 x Stereo Mini	1 x Stereo Mini	1 x Stereo Mini	1 x Stereo Mini	No	No	No																																																																																								
Control	No	1 x 9-pin D-sub for RS232 Control	1 x 9-pin D-sub for RS232 Control	1 x 9-pin D-sub for RS232 Control	1 x 9-pin D-sub for RS232 Control	1 x 9-pin D-sub for RS232 Control	1 x 9-pin D-sub for RS232 Control	1 x 9-pin D-sub for RS232 Control	1 x 9-pin D-sub for RS232 Control	1 x 9-pin D-sub for RS232 Control	1 x 9-pin D-sub for RS232 Control	1 x Serial port IN, 1 x RS232 OUT	1 x Serial port IN, 1 x RS232 OUT	1 x Serial port IN, 1 x RS232 OUT																																																																																								
Wireless LAN/Wired LAN	No/No	No/No	No/Yes	No/Yes	No/No	No/Yes	No/Yes	Yes/Yes	No/Yes	Optional/Yes	No/Yes	No/Yes	No/Yes	No/Yes																																																																																								
PC-Less Presentation USB Type A	No	No	Yes	No	No	No	Yes	Yes	No	Yes	No	No	No	No																																																																																								
Mouse Control USB Type B	No	Yes	Yes	No	No	No	Yes	Yes	Yes	Yes	Yes	No	No	No																																																																																								
Wired Remote Control	No	No	No	No	No	No	No	Yes	Yes	Yes	No	Yes	Yes	Yes																																																																																								
Compatibility:																																																																																																						
Computer	PC, VGA, SVGA, XGA, WXGA, SXGA, SXGA+, UXGA compressed, MAC 16"	PC, VGA, SVGA, XGA, WXGA, SXGA, SXGA+, UXGA compressed, MAC 16"	PC, VGA, SVGA, XGA, WXGA, SXGA, SXGA+, UXGA compressed, MAC 16"	PC, VGA, SVGA, XGA, WXGA, SXGA, SXGA+, UXGA compressed, MAC 16"	PC, VGA, SVGA, XGA, WXGA, SXGA, SXGA+, UXGA compressed, MAC 16"	PC, VGA, SVGA, XGA, WXGA, SXGA, SXGA+, UXGA compressed, MAC 16"	PC, VGA, SVGA, XGA, WXGA, SXGA, SXGA+, UXGA compressed, MAC 16"	PC, Mac, Workstation, VGA, SXGA, XGA, SXGA/SXGA+, UXGA compressed, MAC 16"	PC, Mac, Workstation, VGA, SXGA, XGA, SXGA/SXGA+, UXGA compressed, MAC 16"	PC, Mac, Workstation, VGA, SXGA, XGA, SXGA/SXGA+, UXGA compressed, MAC 16"	PC, Mac, Workstation, VGA, SXGA, XGA, SXGA/SXGA+, UXGA compressed, MAC 16"	PC, Mac, Workstation, VGA, SXGA, XGA, SXGA/SXGA+, UXGA compressed, MAC 16"	Up to UXGA (1600 x 1200) (compressed)	Up to UXGA (1600 x 1200) (compressed)	Up to UXGA (1600 x 1200) (compressed)																																																																																							
Video	NTSC/PAL/SECAM/PAL-M/PAL-N/NTSC4.43/PAL60	NTSC/PAL/SECAM/PAL-M/PAL-N/NTSC4.43	NTSC/PAL/SECAM/PAL-M/PAL-N/NTSC4.43	NTSC/PAL/SECAM/PAL-M/PAL-N/NTSC4.43/PAL60	NTSC/PAL/SECAM/PAL-M/PAL-N/NTSC4.43	NTSC/PAL/SECAM/PAL-M/PAL-N/NTSC4.43	NTSC/PAL/SECAM/PAL-M/PAL-N/NTSC4.43/PAL60	NTSC/PAL/SECAM/PAL-M/PAL-N/NTSC4.43	NTSC/PAL/SECAM/PAL-M/PAL-N/NTSC4.43	NTSC/PAL/SECAM/PAL-M/PAL-N/NTSC4.43	NTSC/PAL/SECAM/PAL-M/PAL-N/NTSC4.43	NTSC/PAL/SECAM/PAL-M/PAL-N/NTSC4.43	NTSC/PAL/SECAM/PAL-M/PAL-N/NTSC4.43	NTSC/PAL/SECAM/PAL-M/PAL-N/NTSC4.43																																																																																								
Accessories Included:																																																																																																						
Remote Control (with batteries)	Yes - HL02771	Yes - HL02771	Yes - HL02483	Yes - HL02483	Yes - HL02488	Yes - HL02483	Yes - HL02772	Yes (with laser pointer) - HL02194	Yes (with laser pointer) - HL02197	Yes (with laser pointer) - HL02197	Yes - HL02196	Yes - HL02198	Yes - HL02198	Yes - HL02198																																																																																								
RGB Cable	Yes	Yes	Yes	Yes	Yes	Yes	Yes	Yes	Yes	Yes	Yes	Yes	Yes	Yes																																																																																								
Power Cable	Yes	Yes	Yes	Yes	Yes	Yes	Yes	Yes	Yes	Yes	Yes	Yes	Yes	Yes																																																																																								
Soft Case (included)	No	No	No	No	No	No	No	No	No	No	No	No	No	No																																																																																								
Other	No	No	No	Cable cover	Cable cover	Cable cover	Wall Mount (HAS-K250), Cable cover	Wireless card (VA08331)	No	Wireless card (VA08331)	No	Lens adaptor (KU00041)	Lens adaptor (KU00041)	Lens adaptor (KU00041)																																																																																								
Replacement Lamp/Lamp Wattage	DT01151/200W (LHB)	DT01141/200W (LHB)	DT01021/190W (LHP)	DT01091/180W (LHB)	DT00893/220W (LHB)	DT01091/180W (LHB)	DT01181/210W (LHP)	DT00771/285W (LHB)	DT00873/275W (LHB)	DT00871/275W (LHB)	DT01001	DT01001	DT01001	DT01001																																																																																								
Projector Warranty	3 Years	3 Years	3 Years	3 Years	3 Years	3 Years	3 Years	3 Years	3 Years	3 Years	3 Years	3 Years	3 Years	3 Years																																																																																								
Lamp Warranty	3 Years****	3 Years****	3 Years****	3 Years****	3 Years****	3 Years****	3 Years****	6 Months***	6 Months***	6 Months***	6 Months***	6 Months***	6 Months***	6 Months***																																																																																								

*CP-X10000, CP-WX11000, CP-SX12000: Optional Lenses - Ultra Short Throw (USL-801), Short Throw (SL-802), Short Throw (SL-803), Standard (SD-800, SD-804), Long Throw (LL-805), Ultra Long Throw (LL-806). **CP-X608, CP-SX635 & CP-X809: Optional Lenses - Standard (NL-600), Fixed Short (FL-601), Short Throw (SL-602), Long Throw (LL-603), Ultra Long Throw (UL-604). ***A free replacement lamp will be issued if the original lamp fails within 6 months from the date of purchase. ****A free replacement lamp will be issued if the original lamp fails within 3 years from the date of purchase. †Projectors sold individually. In accordance with our policy of constant improvement, we reserve the right to alter specifications of products without notice.

	Portable					Multi Purpose																
						Networking								Stackable			Short Throw		Ultra Short Throw			
																						
Technical Specifications	CPX1	CPX3	CPX4	CPX8	CPWX8	CP-RX79	CP-X308	CP-X2520	CP-X3020	CP-X2511N	CP-X3011N	CP-X4011N	CP-WX3011N	CP-X4021N †	CP-X5021N †	CP-WX4021N †	CP-D10	CP-DW10N	CP-AW100N	CP-A100	CP-A200	CP-AW250NM
Resolution	XGA (1024 x 768)	WXGA (1280 x 800)	XGA (1024 x 768)	XGA (1024 x 768)	WXGA (1280 x 800)	XGA (1024 x 768)	XGA (1024 x 768)	XGA (1024 x 768)	XGA (1024 x 768)	XGA (1024 x 768)	XGA (1024 x 768)	XGA (1024 x 768)	WXGA (1280 x 800)	XGA (1024 x 768)	XGA (1024 x 768)	WXGA (1280 x 800)	XGA (1024 x 768)	WXGA (1280 x 800)	WXGA (1280 x 800)	XGA (1024 x 768)	XGA (1024 x 768)	WXGA (1280 x 800)
Brightness (ANSI Lumens)	2000 (Normal Mode) 1600 (Eco Mode)	2000 (Normal Mode) 1500 (Eco Mode)	2000 (Normal Mode) 1500 (Eco Mode)	2700 (Normal Mode) 1900 (Eco Mode)	2600 (Normal Mode) 1800 (Eco Mode)	2200 (Normal Mode) 1500 (Eco Mode)	2600 (Normal Mode) 2100 (Eco Mode)	2700 (Normal Mode) 1900 (Eco Mode)	3200 (Normal Mode) 2200 (Eco Mode)	2700 (Normal Mode) 1800 (Eco Mode)	3200 (Normal Mode) 2100 (Eco Mode)	4000 (Normal Mode) 2700 (Eco Mode)	3000 (Normal Mode) 2000 (Eco Mode)	4000 (Normal Mode) 2800 (Eco Mode)	5000 (Normal Mode) 3500 (Eco Mode)	4000 (Normal Mode) 2800 (Eco Mode)	2000 (Normal Mode) 1500 (Eco Mode)	2000 (Normal Mode) 1500 (Eco Mode)	2000 (Normal Mode) 1500 (Eco Mode)	2500 (Normal Mode) 2000 (Eco Mode)	3000 (Normal Mode) 2500 (Eco Mode)	2500 (Normal Mode) 1700 (Eco Mode)
Liquid Crystal Panel Structure	0.63" P-Si TFT x 3	0.59" P-Si TFT x 3	0.63" P-Si TFT x 3	0.63" P-Si TFT x 3	0.59" P-Si TFT x 3	0.63" P-Si TFT x 3	0.63" P-Si TFT x 3	0.63" P-Si TFT x 3	0.63" P-Si TFT x 3	0.63" P-Si TFT x 3	0.63" P-Si TFT x 3	0.63" P-Si TFT x 3	0.59" P-Si TFT x 3	0.63" P-Si TFT x 3	0.63" P-Si TFT x 3	0.59" P-Si TFT x 3	0.55" P-Si TFT x 3	0.59" P-Si TFT x 3	0.59" P-Si TFT x 3	0.59" P-Si TFT x 3	0.63" P-Si TFT x 3	0.63" P-Si TFT x 3
Contrast Ratio	500:1	500:1	500:1	500:1	500:1	500:1	500:1	500:1	500:1	2000:1	2000:1	2000:1	2000:1	2000:1	2000:1	2000:1	500:1	500:1	500:1	500:1	500:1	2000:1
Noise (Normal/Eco)	35dB/29dB	39dB/33dB	35dB/29dB	35dB/28dB	35dB/28dB	35dB/28dB	35dB/29dB	35dB/28dB	35dB/28dB	36dB/29dB	36dB/29dB	36dB/29dB	36dB/29dB	36dB/30dB	36dB/30dB	36dB/30dB	36dB/28dB	36dB/28dB	36dB/28dB	35dB/29dB	35dB/28dB	35dB/29dB
Lamp Life (Hours)	2000 (Normal)/3000 (Eco)	2000 (Normal)/3000 (Eco)	2000 (Normal)/3000 (Eco)	3000 (Normal)/4000 (Eco)	3000 (Normal)/4000 (Eco)	3000 (Normal)/4000 (Eco)	2000 (Normal)/3000 (Eco)	3000 (Normal)/4000 (Eco)	3000 (Normal)/4000 (Eco)	3000 (Normal)/6000 (Eco)	3000 (Normal)/6000 (Eco)	3000 (Normal)/6000 (Eco)	3000 (Normal)/6000 (Eco)	3000 (Normal)/5000 (Eco)	3000 (Normal)/5000 (Eco)	3000 (Normal)/5000 (Eco)	3000 (Normal)/4000 (Eco)	3000 (Normal)/4000 (Eco)	3000 (Normal)/4000 (Eco)	3000 (Normal)/4000 (Eco)	2100 (Normal)/3000 (Eco)	3000 (Normal)/4000 (Eco)
Frequency – TH (kHz)/IV (Hz)	31.5–106/56–120	31.5–106/56–120	31.5–106/56–120	31.5–106/56–120	31.5–106/56–120	31.5–106/56–120	31.5–106/56–120	31.5–106/56–120	31.5–106/56–120	31.5–106/56–120	31.5–106/56–120	31.5–106/56–120	31.5–106/56–120	31.5–106/56–120	31.5–106/56–120	31.5–106/56–120	31.5–106/56–120	31.5–106/56–120	31.5–106/56–120	31.5–106/56–120	31.5–106/56–120	31.5–106/56–120
Display Size	30–300" (76–762cm)	30–300" (76–762cm)	30–300" (76–762cm)	30–300" (76–762cm)	30–300" (76–762cm)	30–300" (76–762cm)	30–300" (76–762cm)	30–300" (76–762cm)	30–300" (76–762cm)	30–300" (76–762cm)	30–300" (76–762cm)	30–300" (76–762cm)	30–300" (76–762cm)	30–300" (76–762cm)	30–300" (76–762cm)	30–300" (76–762cm)	60–100" (152–254cm)	60–100" (152–254cm)	60–100" (152–254cm)	60–100" (152–254cm)	60–100" (152–254cm)	60–100" (152–254cm)
Throw Distance	0.8–9.3m (60" @ 1.5m)	0.9–11.6m (60" @ 1.9m)	0.8–9.3m (60" @ 1.5m, Wide)	30–300" (60" @ 1.5m)	30–300" (60" @ 2.0m)	0.9–10.9m (60" @ 1.8m)	0.9–11.0m (60" @ 1.8m)	0.9–10.9m (60" @ 1.8m)	0.9–10.7m (60" @ 1.8m)	0.9–10.7m (60" @ 1.8m)	0.9–10.7m (60" @ 1.8m)	0.9–10.7m (60" @ 1.8m)	0.9–10.7m (60" @ 1.8m)	0.9–10.7m (60" @ 1.8m)	0.9–11.3m (60" @ 1.9m)	0.68–1.17m (80" @ 93cm)	0.63–1.32m (80" @ 86cm)	0.59–1.27m (80" @ 82cm)	0.42–0.72m (60" @ 42cm)	0.42–0.72m (80" @ 57cm)	0.39–0.66m (80" @ 53cm)	
Lens	F1.8–1.9, (f=16.4–19.7mm) Manual Zoom x 1.2	F1.7–1.9 (f=19–23mm) Manual Focus, Optical Zoom x 1.2	F1.8–1.9 1:1.2 Manual Focus, Optical Zoom x 1.2	Manual Focus, Manual Zoom x 1.2	Manual Focus, Manual Zoom x 1.2	Manual Focus, Manual Zoom x 1.2	F1.7–1.9, (f=19.5–23.4mm) Manual Focus, Manual Zoom x 1.2	Manual Focus, Manual Zoom x 1.2	Manual Focus, Manual Zoom x 1.2	Manual Focus, Manual Zoom x 1.2	Manual Focus, Manual Zoom x 1.2	Manual Focus, Manual Zoom x 1.2	Manual Focus, Manual Zoom x 1.2	Manual Focus, Manual Zoom x 1.7	Manual Focus, Manual Zoom x 1.7	Manual Focus, Manual Zoom x 1.7	Manual Focus, Digital Zoom x 1.35	Manual Focus, Digital Zoom x 1.35	Manual Focus, Digital Zoom x 1.35	Free shaped lens & motorised free shaped mirror	Free shaped lens & motorised free shaped mirror	Free shaped lens & motorised free shaped mirror
Keystone Correction	Fixed, 6:1 upward shift	Fixed, 10:1 upward shift	Fixed, 6:1 upward shift	Fixed, 6:1 upward shift	Fixed, 13:1 upward shift	Fixed, 6:1 upward shift	Fixed, 9:1 upward shift	Fixed, 6:1 upward shift	Fixed, 6:1 upward shift	Fixed, 9:1 upward shift	Fixed, 9:1 upward shift	Fixed, 9:1 upward shift	Fixed, 49:1 upward shift	Vertical 10:1–4:1 Horizontal 11:1–6:1	Vertical 10:1–4:1 Horizontal 11:9–9:11	Vertical 11:1–6:1 Horizontal 11:9–9:11	Digital shift, Optical lens shift: 5: -1 fixed	Fixed, 5:1–1:1 upward shift	Digital shift, Optical lens shift: 5: -1 fixed	Fixed, 10:–2.2 upward shift	Fixed, 10:–2.2 upward shift	
Distance to Width Ratio (r:1)	1.3 (Wide), 1.5 (Tele)	1.5 (Wide), 1.8 (Tele)	1.3 (Wide), 1.5 (Tele)	1.3 (Wide), 1.5 (Tele)	1.5 (Wide), 1.8 (Tele)	1.5 (Wide), 1.8 (Tele)	1.5 (Wide), 1.8 (Tele)	1.5 (Wide), 1.8 (Tele)	1.5 (Wide), 1.8 (Tele)	1.5 (Wide), 1.8 (Tele)	1.5 (Wide), 1.8 (Tele)	1.5 (Wide), 1.8 (Tele)	1.5 (Wide), 1.8 (Tele)	1.5 (Wide), 2.5 (Tele)	1.5 (Wide), 2.5 (Tele)	1.5 (Wide), 2.5 (Tele)	0.57:1 (Fixed)	0.5:1 (Fixed)	0.47:1 (Fixed)	0.35:1 (Fixed)	0.35:1 (Fixed)	0.3:1 (Fixed)
Physical:																						
Weight	1.7Kg	1.7Kg	1.8Kg	2.2Kg	2.2Kg	2.2Kg	4.0Kg	2.2Kg	2.2Kg	3.5Kg	3.5Kg	3.5Kg	3.6Kg	4.6Kg	4.6Kg	4.6Kg	3.5Kg	3.7Kg	4.8Kg	5.9Kg	5.8Kg	3.8Kg
Dimensions (W x H x D) (excludes lens & feet)	274 x 59 x 205mm	274 x 59 x 205mm	274 x 65 x 205mm	306 x 77 x 221mm	306 x 77 x 221mm	306 x 77 x 221mm	340 x 117 x 270mm	306 x 77 x 221mm	306 x 77 x 221mm	317 x 98 x 288mm	317 x 98 x 288mm	317 x 98 x 288mm	317 x 98 x 288mm	400 x 103 x 318mm	400 x 103 x 318mm	400 x 103 x 318mm	333 x 103 x 303mm	333 x 103 x 303mm	333 x 118 x 303mm (when mirror is closed)	397 x 131 x 356mm	397 x 131 x 356mm	345 x 85 x 303mm
Power Consumption	250W	310W	250W	270W	270W	270W	350W	270W	270W	310W	310W	310W	310W	360W	360W	360W	250W	270W	270W	340W	340W	300W
Power Consumption Standby	<10W	<5W	<0.5W	<0.5W	<0.5W	<0.5W	<10W	<0.5W	<0.5W	<1W	<1W	<1W	<1W	<0.5W	<0.5W	<0.5W	<1W	<1W	<1W	<10W	<5W	<0.3W
Speakers	1W Mono	1W Mono	1 x 1W	1W Mono	1W Mono	No	1W Mono	1W Mono	1W Mono	16W Mono	16W Mono	16W Mono	16W Mono	16W Mono	16W Mono	16W Mono	1W Mono	10W Mono	10W Mono	7W Mono	7W Mono	10W Mono
Security Bar	No	No	No	Yes	Yes	Yes	Yes	Yes	Yes	Yes	Yes	Yes	Yes	Yes	Yes	Yes	Yes	Yes	Yes	Yes	Yes	Yes
Filter	Normal	Normal	Normal	Hybrid	Hybrid	Urethane	Electrostatic	Hybrid	Hybrid	Super Hybrid	Super Hybrid	Super Hybrid	Hybrid	Hybrid	Hybrid	Hybrid	Hybrid	Hybrid	Hybrid	Electrostatic	Hybrid	Hybrid
Connectors:																						
Digital Input	No	1 x HDMI	No	1 x HDMI	1 x HDMI	No	No	No	No	1 x HDMI	1 x HDMI	1 x HDMI	1 x HDMI	1 x HDMI	1 x HDMI	1 x HDMI	No	1 x HDMI	1 x HDMI	No	No	1 x HDMI
Computer Input	2 x 15-pin Mini D-sub	2 x 15-pin Mini D-sub	1 x 15-pin Mini D-sub	1 x 15-pin Mini D-sub	1 x 15-pin Mini D-sub	1 x 15-pin Mini D-sub	2 x 15-pin Mini D-sub	2 x 15-pin Mini D-sub	2 x 15-pin Mini D-sub	2 x 15-pin Mini D-sub	2 x 15-pin Mini D-sub	2 x 15-pin Mini D-sub	2 x 15-pin Mini D-sub	1 x 15-pin Mini D-sub 1 x pair BNC	1 x 15-pin Mini D-sub 1 x pair BNC	1 x 15-pin Mini D-sub 1 x pair BNC	2 x 15-pin Mini D-sub	2 x 15-pin Mini D-sub	2 x 15-pin Mini D-sub	2 x 15-pin Mini D-sub	2 x 15-pin Mini D-sub	2 x 15-pin Mini D-sub
Computer Output	No	No	No	1 x 15-pin Mini D-sub	1 x 15-pin Mini D-sub	No	1 x 15-pin D-sub	1 x 15-pin Mini D-sub	1 x 15-pin Mini D-sub	1 x 15-pin Mini D-sub	1 x 15-pin Mini D-sub	1 x 15-pin Mini D-sub	1 x 15-pin Mini D-sub	1 x 15-pin Mini D-sub	1 x 15-pin Mini D-sub	1 x 15-pin Mini D-sub	1 x 15-pin Mini D-sub	1 x 15-pin Mini D-sub	1 x 15-pin Mini D-sub	1 x 15-pin Mini D-sub	1 x 15-pin Mini D-sub	1 x 15-pin Mini D-sub
Video Input	1 x RCA Jack (for composite) 1 x S-Video Jack	1 x RCA Jack (for composite) 1 x S-Video Jack	1 x RCA Jack (for composite) 1 x S-Video Jack 1 x Component (shared with D-sub1)	1 x component D-sub (shared with analogue RGB) 1 x RCA for composite 1 x S-Video	1 x component D-sub (shared with analogue RGB) 1 x RCA for composite 1 x S-Video	1 x component D-sub (shared with analogue RGB) 1 x RCA for composite	1 x RCA for composite 1 x S-Video	2 x component D-sub (shared with analogue RGB) 1 x RCA for composite 1 x S-Video	2 x component D-sub (shared with analogue RGB) 1 x RCA for composite 1 x S-Video	1 x RCA for component 2 x component D-sub (shared analogue RGB) 1 x RCA for composite 1 x S-Video	1 x RCA for component 2 x component D-sub (shared analogue RGB) 1 x RCA for composite 1 x S-Video	1 x RCA for component 2 x component D-sub (shared analogue RGB) 1 x RCA for composite 1 x S-Video	1 x RCA for component 2 x component D-sub (shared analogue RGB) 1 x RCA for composite 1 x S-Video	3 x RCA for component 1 x RCA for composite 1 x S-Video	3 x RCA for component 1 x RCA for composite 1 x S-Video	3 x RCA for component 1 x RCA for composite 1 x S-Video	2 x component D-sub (shared with analogue RGB) 1 x RCA for composite 1 x S-Video	2 x component D-sub (shared with analogue RGB) 1 x RCA for composite 1 x S-Video	2 x component D-sub (shared with analogue RGB) 1 x RCA for composite 1 x S-Video	1 x RCA for composite 1 x RCA for component 1 x S-Video	1 x RCA for composite 1 x RCA for component 1 x S-Video	1 x RCA for composite 2 x component D-sub (shared with analogue RGB) 1 x S-Video
Audio Input	1 x Stereo Mini Jack	1 x Stereo Mini Jack	1 x Stereo Mini Jack	2 x Stereo Mini Jack	2 x Stereo Mini Jack	No	2 x Stereo Mini 1 x pair RCA (L/R) (selectable on OSD)	2 x Stereo Mini	2 x Stereo Mini	2 x Stereo Mini 1 x pair RCA (L/R) (selectable on OSD)	2 x Stereo Mini 1 x pair RCA (L/R) (selectable on OSD)	2 x Stereo Mini 1 x pair RCA (L/R) (selectable on OSD)	2 x Stereo Mini 1 x pair RCA (L/R) (selectable on OSD)	2 x Stereo Mini 1 x pair RCA (L/R) (selectable on OSD) 1 Microphone Jack	2 x Stereo Mini 1 x pair RCA (L/R) (selectable on OSD) 1 Microphone Jack	2 x Stereo Mini 1 x pair RCA (L/R) (selectable on OSD) 1 Microphone Jack	2 x Stereo Mini 1 x pair RCA (L/R) (selectable on OSD)	2 x Stereo Mini 1 x pair RCA (L/R) (selectable on OSD)	2 x Stereo Mini 1 x pair RCA (L/R) (selectable on OSD)	2 x Stereo Mini 1 x pair RCA (L/R) (selectable on OSD)	2 x Stereo Mini 1 x pair RCA (L/R) (selectable on OSD)	2 x Stereo Mini 1 x pair RCA (L/R) (selectable on OSD)
Audio Output	1 x Stereo Mini Jack	1 x Stereo Mini Jack	1 x Stereo Mini Jack	1 x Stereo Mini Jack	1 x Stereo Mini Jack	No	1 x Stereo Mini	1 x Stereo Mini	1 x Stereo Mini	1 x pair RCA (L/R)	1 x pair RCA (L/R)	1 x pair RCA (L/R)	1 x pair RCA (L/R)	1 x pair RCA (L/R)	1 x pair RCA (L/R)	1 x pair RCA (L/R)	1 x pair RCA (L/R)	1 x pair RCA (L/R)	1 x pair RCA (L/R)	1 x Stereo Mini	1 x Stereo Mini	1 x Stereo Mini
Control	No	No	No	1 x 9-pin D-sub for RS232 Control	1 x 9-pin D-sub for RS232 Control	No	1 x 9-pin D-sub for RS232 Control	1 x 9-pin D-sub for RS232 Control	1 x 9-pin D-sub for RS232 Control	1 x 9-pin D-sub for RS232 Control	1 x 9-pin D-sub for RS232 Control	1 x 9-pin D-sub for RS232 Control	1 x 9-pin D-sub for RS232 Control	1 x 9-pin D-sub for RS232 Control	1 x 9-pin D-sub for RS232 Control	1 x 9-pin D-sub for RS232 Control	1 x 9-pin D-sub for RS232 Control	1 x 9-pin D-sub for RS232 Control	1 x 9-pin D-sub for RS232 Control	1 x 9-pin D-sub for RS232 Control	1 x 9-pin D-sub for RS232 Control	1 x 9-pin D-sub for RS232 Control
Wireless LAN/Wired LAN	No/No	No/No	Yes/Yes	No/No	No/No	No/No	Yes/Yes	No/No	No/No	No/Yes	No/Yes	No/Yes	No/Yes	No/Yes	No/Yes	No/Yes	No/Yes	No/Yes	No/Yes	No/Yes	No/No	No/Yes
PC-Less Presentation USB Type A	Yes	No	Yes	No	No	No	Yes	No	No	Yes	Yes	Yes	Yes	Yes	Yes	Yes	No	No	No	No	No	Yes
Mouse Control USB Type B	Yes	Yes	Yes	No	No	No	Yes	Yes	Yes	Yes	Yes	Yes	Yes	Yes	Yes	Yes	No	No	No	No	No	Yes
Wired Remote Control	No	No	No	No	No	No	No	No	No	No	No	No	No	Yes	Yes	Yes	No	No	No	No	No	No
Compatibility:																						
Computer	PC, Mac, Workstation, VGA, SVGA, XGA, SXGA/SXGA+, UXGA compressed, MAC 16"	PC, Mac, Workstation, VGA, SVGA, XGA, SXGA/SXGA+, UXGA compressed, MAC 16"	VGA, SVGA, XGA, WXGA, SXGA/SXGA+, UXGA compressed, MAC 16"	PC, VGA, SVGA, XGA, WXGA, SXGA/SXGA+, UXGA compressed, UXGA, MAC 16"	PC, VGA, SVGA, XGA, WXGA, SXGA/SXGA+, UXGA compressed, MAC 16"	PC, VGA, SVGA, XGA, WXGA, SXGA/SXGA+, UXGA compressed, MAC 16"	PC, Mac, Workstation, VGA, SVGA, SXGA/SXGA+, UXGA compressed, WXGA+, MAC 16"	PC, VGA, SVGA, XGA, WXGA, SXGA/SXGA+, UXGA compressed, WXGA+, MAC 16"	PC, VGA, SVGA, XGA, WXGA, SXGA/SXGA+, UXGA compressed, WXGA+, MAC 16"	PC, VGA, SVGA, XGA, WXGA, SXGA/SXGA+, UXGA compressed, MAC 16"	PC, VGA, SVGA, XGA, WXGA, SXGA/SXGA+, UXGA compressed, MAC 16"	PC, VGA, SVGA, XGA, WXGA, SXGA/SXGA+, UXGA compressed, MAC 16"	PC, VGA, SVGA, XGA, WXGA, SXGA/SXGA+, UXGA compressed, MAC 16"	VGA, SVGA, XGA, WXGA, WXGA+, SXGA, SXGA+, UXGA, MAC 16"	VGA, SVGA, XGA, WXGA, WXGA+, SXGA, SXGA+, UXGA, MAC 16"	VGA, SVGA, XGA, WXGA, WXGA+, SXGA, SXGA+, UXGA, MAC 16"	PC, VGA, SVGA, XGA, WXGA, SXGA, SXGA+, UXGA compressed, MAC 16"	PC, VGA, SVGA, XGA, WXGA, SXGA, SXGA+, UXGA compressed, MAC 16"	PC, VGA, SVGA, XGA, WXGA, SXGA, SXGA+, UXGA compressed, MAC 16"	PC, Mac, Workstation, VGA		